

SPLAT!

HOW TO PLAY



THE MORE YOU **PLAY,** THE MORE YOU **LEARN!**

SPLAT!
COLORS

easyfunlearning.com



Ages 7 and up

80 cards

12 colors

20 adjectives

Aa-Zz BIG

small



12 COLORS



20 ADJECTIVES



hard
かたい

soft
やわらかい

strong
つよい

weak
よわい

big
おおきい



fast
はやい

slow
おそい

hot
あつい

cold
さむい

small
ちいさい



sweet
あまい

tall
たかい

fat
ふとい

thin
ほそい

long
ながい



cute
かわいい

yummy
おいしい

yucky
まずい

heavy
おもい

short
みじかい



BIG LETTERS, SMALL LETTERS, ADJECTIVES.


hot あつい		S		fast はやい		t
	strong つよい		big おおきい		U	
small ちいさい		p		hard かたい		R
			heavy おもい		long ながい	

2 players or more...
Shuffle the cards and put the color side
up in the middle of the players.

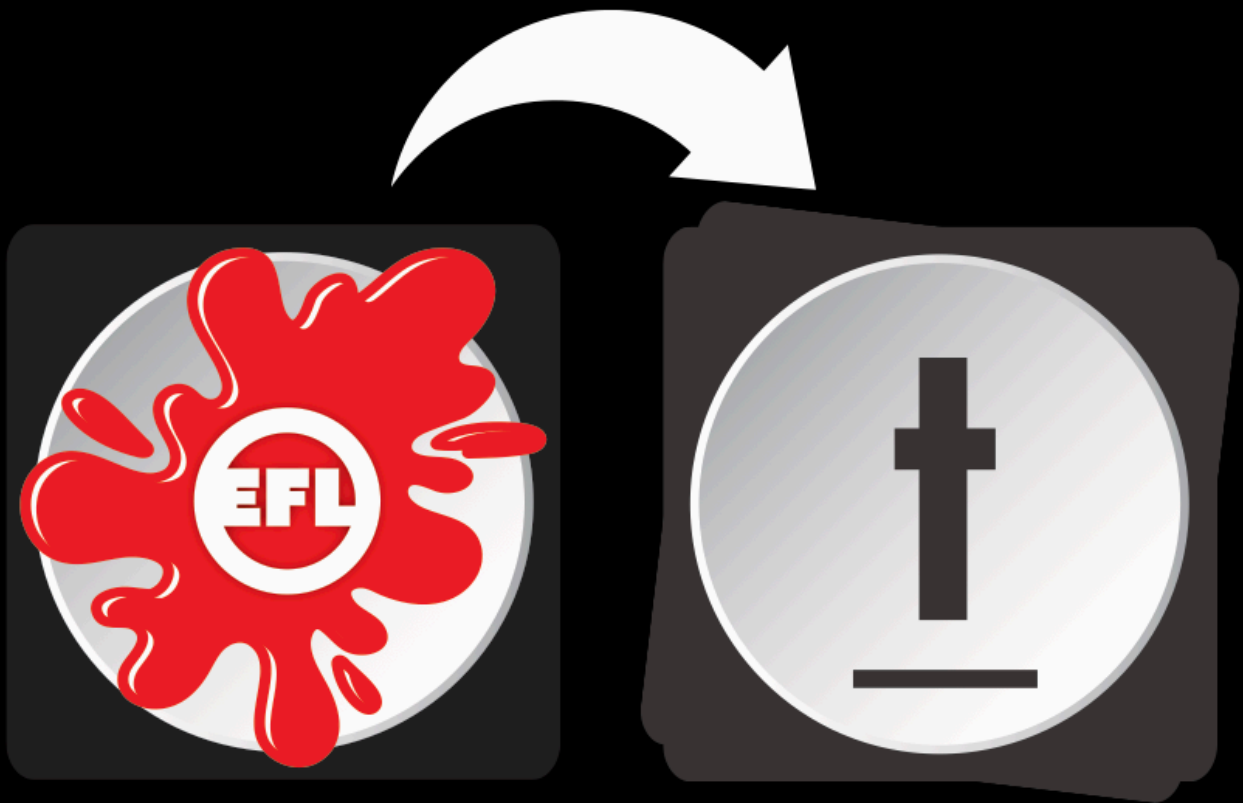


Flip the top card over
from the draw pile
(in this case its pink)
to reveal either a big letter,
a small letter
or an adjective.
(on the back of the pink)

Be the first to call out something purple
The combo is the color on the top of the draw pile and the
that starts with G (sound)
Flip the pink card to reveal the combo.
and win a point....




Flip the purple card to reveal the next combo.



“tomatoes”

Flip the red card to reveal the next combo.




“a cold white snowman”

Flip the white card to reveal the next combo.



“big brown horses”

Flip the brown card to reveal the next combo.



“bananas”

Flip the yellow card to reveal the next combo.



“**apples**”

Flip the red card to reveal the next combo.



“pumpkins”

Splat cards are like a lucky card.



If you flip a card from the drawpile and its a **SPLAT** you can say anything that's green!

cucumbers



“gorillas”



“blood”



“bubblegum”



“rabbits”





THE MORE YOU **PLAY**

THE MORE YOU **LEARN!**

